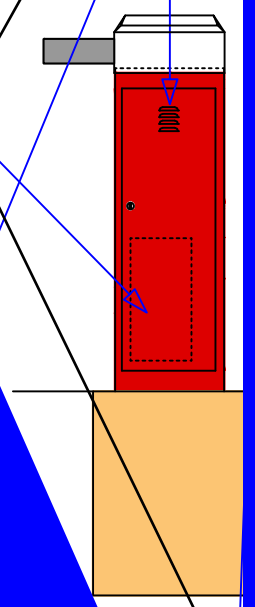


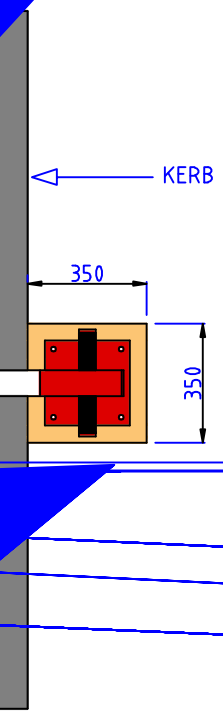

CONTROL PANEL
THE INSIDE OF T

DOOR AIR VENT



BASE AND
SHOWING
AND ACCESS
CONTROL CABLES

LOOP WIRE BURIED
IN THE GROUND



TIP SUPPORT AND
CONCRETE PLINTH

